

# Proven Mine Development Team

Building The Next Mid-Tier Gold Mining Company

  
MINERA ALAMOS

PRE-PDAC – MIING SHOWCASE

RedCloud

February, 28<sup>th</sup>, 2020

TSX-V: MAI

# Forward Looking Statements

This presentation contains certain “forward-looking statements”. All statements, other than statements of historical fact, that address activities, events or developments that Minera Alamos believes, expects or anticipates will or may occur in the future are forward-looking statements.

Forward-looking statements are often, but not always, identified by the use of words such as “seek”, “anticipate”, “believe”, “plan”, “estimate”, “expect”, and “intend” and statements that an event or result “may”, “will”, “can”, “should”, “could”, or “might” occur or be achieved and other similar expressions.

These forward-looking statements reflect the current internal projections, expectations or beliefs of Minera Alamos based on information currently available to Minera Alamos. Forward-looking statements are subject to a number of risks and uncertainties, including those detailed from time to time in filings made by Minera Alamos with securities regulatory authorities, that may cause the actual results of Minera Alamos to differ materially from those discussed in the forward-looking statements, and even if such actual results are realized or substantially realized, there can be no assurance that they will have the expected consequences to, or effects on Minera Alamos.

Minera Alamos expressly disclaims any obligation to update or revise any such forward-looking statements. This presentation is not for distribution to United State newswire services and not for dissemination in the United States. The securities discussed herein have not been and will not be registered under the United States Securities Act of 1933 (the “US Securities Act”), as amended, or the securities laws of any state and may not be offered or sold in the United States or to US persons (as defined in Regulation S of the US Securities Act) unless an exemption from registration is available.

The Preliminary Economic Assessments (PEA) discussed in this presentation are preliminary in nature, includes inferred mineral resources that are considered too speculative geologically to have the economic considerations applied to them that would enable them to be categorized as mineral reserves, and there is no certainty that the preliminary economic assessment will be realized. Economic studies will need to be completed prior to accurate guidance and projections can be provided.

Darren Koningen, P. Eng., President of Minera Alamos is the Qualified Person (within the meaning of National Instrument 43-101) responsible for the information contained in this presentation. To the best of knowledge, information and belief of Minera Alamos, there is no new material scientific or technical information that would make the disclosure of the mineral resources set out in this presentation to be inaccurate or misleading.

For further information on the technical data provided in this presentation, including the key assumptions underlying the mineral resource herein, data verification, quality assurance program, quality control measures applied, risks and uncertainties please refer to the SEDAR filings of Minera Alamos as listed below:

- NI 43-101 Technical Report titled “Mineral Resource Update and Preliminary Economic Assessment of the La Fortuna Gold Project, Durango State, Mexico” by CSA Global, dated July 13, 2018

Please note that all financial figures are in Canadian dollars, unless otherwise stated.

# Why invest in us? Multi-leveraged!

We are

## PROVEN BUILDERS

- 3 successful mines put into production in last 12 years
- Strong operational expertise in heap leach mining
- Ability to expedite projects towards production and **minimize initial CAPEX requirements**

Our Execution Risks are

## MINIMIZED

- Cornerstone financial & technical partner: Osisko Gold Royalties
- Pro-mining Mexico ranks among the most favoured mining and exploration jurisdictions globally
- Assets located in prolific mining districts
- **Construction Funding Secured**

We are at

## DEVELOPMENT STAGE

- 100 % Owned Assets
- 2 high-quality, open pit development-stage assets
- Near-term production – One permitted and **under construction**; Second nearing the end of the permitting process

We have

## GROWTH POTENTIAL

- Santana - Resource Expansion & Follow up on new discoveries
- Significant exploration upside to grow resources and production profile
- **Organic Production Growth**
- Consolidation Plan – Targeting Complementary Advance Projects

# Company snapshot

## Capital Structure

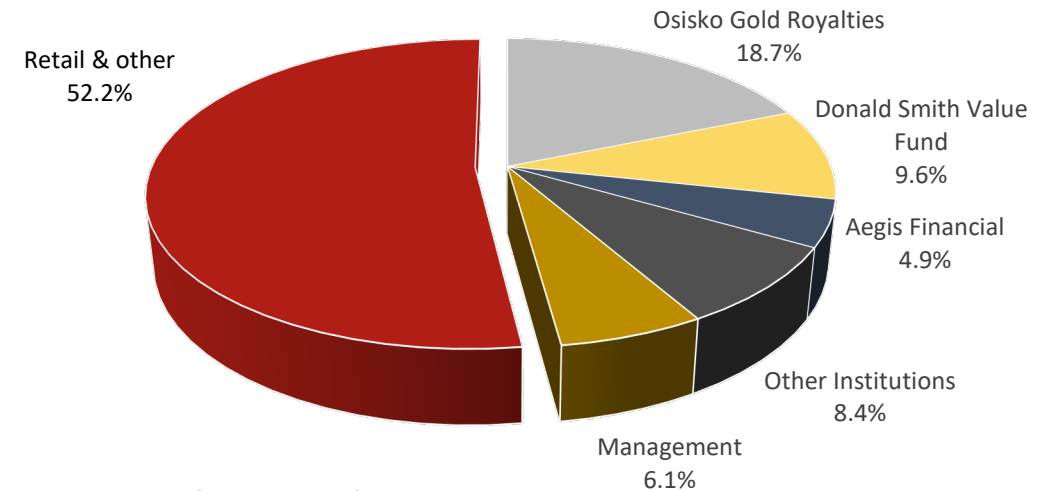
Ticker	TSXV:MAI
Share Price (as of February 19 <sup>th</sup> , 2020)	C\$0.315
Basic Shares Outstanding	407.1M
Options	26.3M
Warrants	2.8M
Fully Diluted Shares Outstanding	436.2M
Market Capitalization (Basic)	C\$128.2M
Cash & Cash Equivalents	~C\$13.5M
Investment Holdings	~C\$3.2M
Debt <sup>1</sup>	C\$2.0M
Enterprise Value	C\$113.5M

## Analyst Coverage

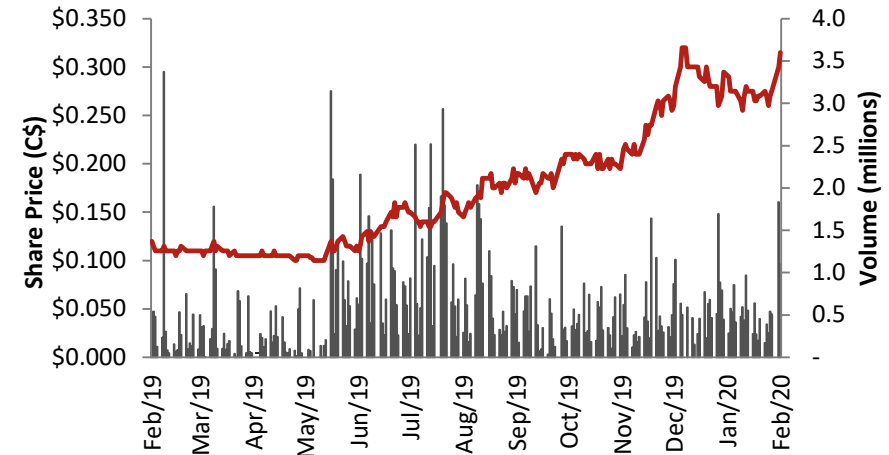
Cormark Securities	Tyron Breytenbach
Haywood Capital Markets	Kerry Smith
Roth Capital	Joe Reagor
Red Cloud Klondike Strike	Derek Macpherson

<sup>1</sup> Comprised of C\$2.0 million senior secured convertible loan provided by Osisko Gold Royalties Ltd. The loan bears an interest rate equal to LIBOR + 8.5% with interest and principal payable upon maturity in June 2020. Osisko Gold Royalties Ltd. has the option to convert the loan into a 1.0% NSR royalty on the La Fortuna Gold Project

## Shareholder Distribution



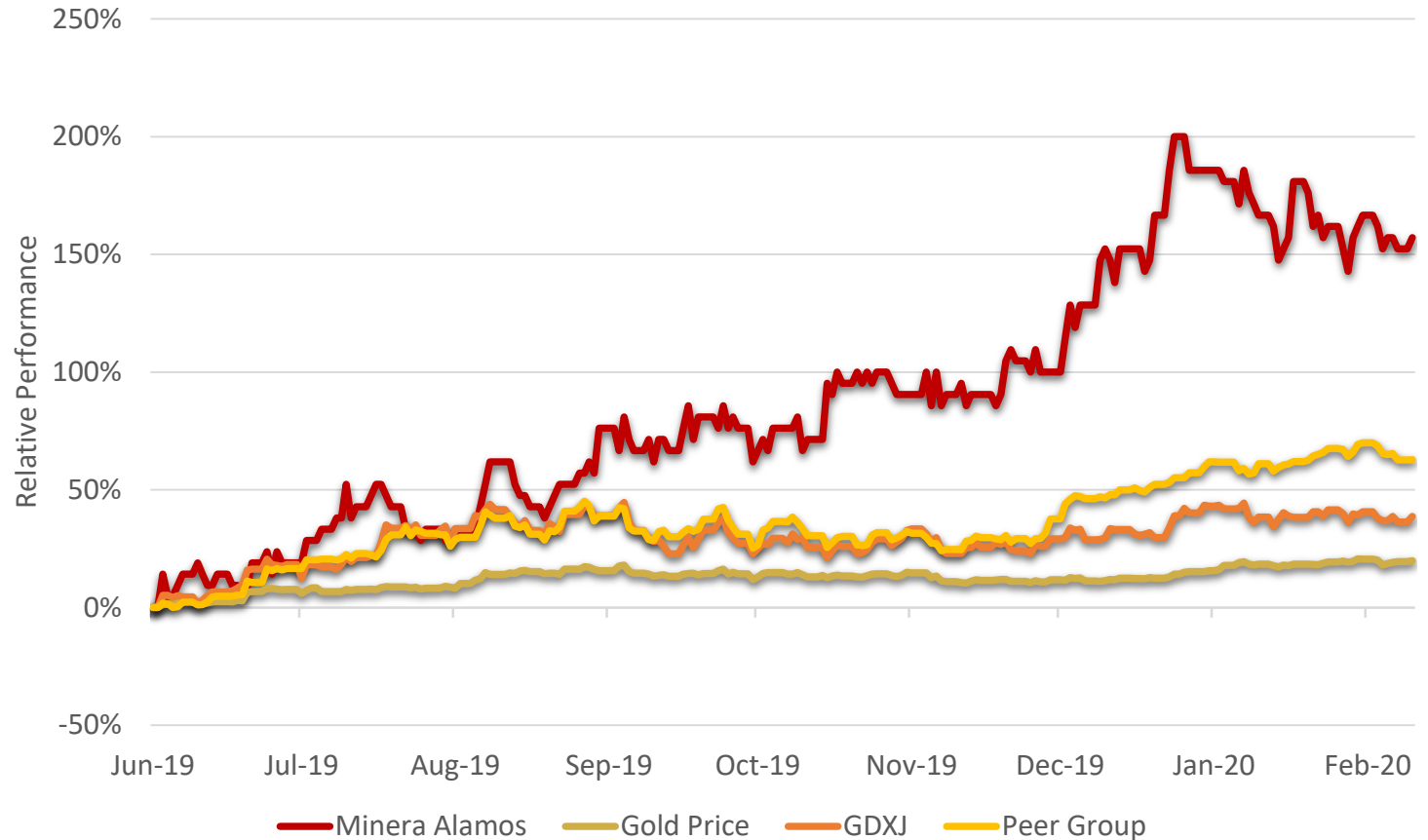
## 52-Week Stock Performance



# Outperformance of Peer Group, Gold and GDXJ

- Minera Alamos has outperformed each of the GDXJ, gold price, and its peer group since June 1, 2019
  - Minera Alamos saw ~81M warrants expire or be exercised from April-June 2019, followed by a further 2M warrants in July 2019, removing a large overhang on the share price
  - Warrant overhangs should be a thing of the past as Minera Alamos has successfully completed 3 successive straight share financings
  - Coupled with delivering on significant de-risking events such as the successful permitting of Santana, Minera Alamos has continued to trend upwards as the sector's growth slowed

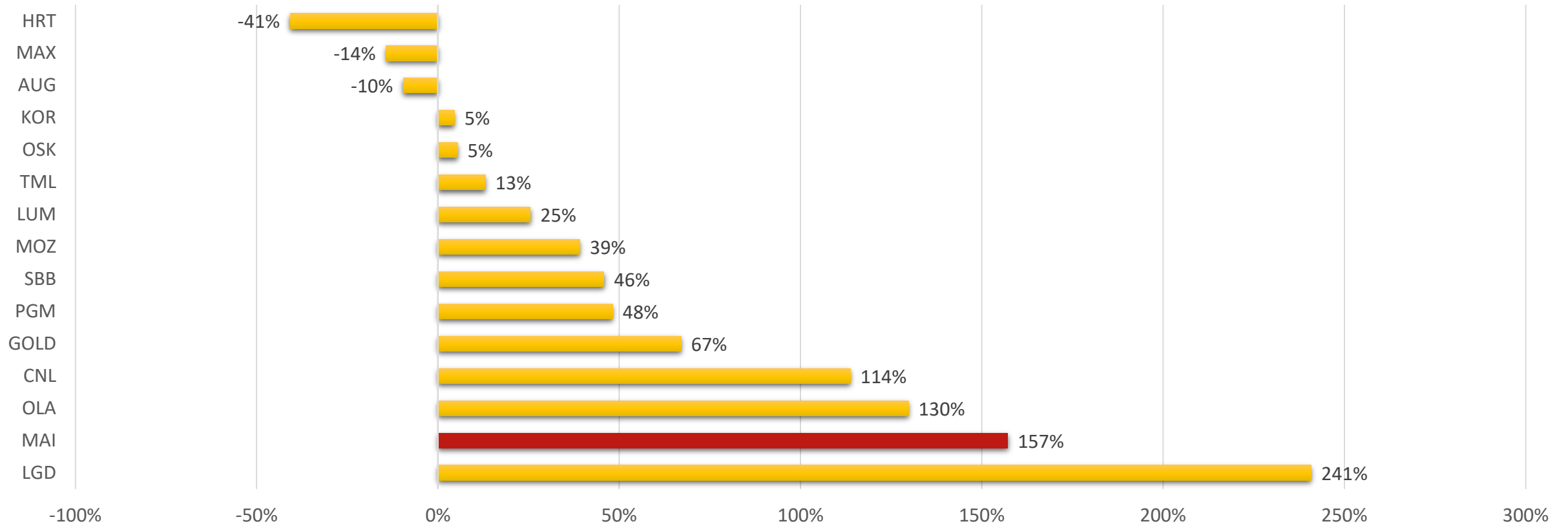
Minera Alamos Performance Versus Gold Price and Peers | Since June 1, 2019



Source: Company Filings, Capital IQ | Note: Peer Group displayed on subsequent slide

# Outperformance of Peer Group, Gold and GDXJ

## Minera Alamos Performance Versus Gold Price and Peers | Since June 1, 2019



Source: Company Filings, Capital IQ

# Management & Board of Directors

**Darren Koningen**  
CEO and Director

+20 years of engineering/metallurgical experience and led the development of Castle Gold's El Castillo project prior to its sale to Argonaut. Designed, constructed, commissioned and operated two gold heap leach operations in Mexico under budget and on time.

**Doug Ramshaw**  
President, Director

+20 years of experience in the mineral resource sector as a former mining analyst and senior executive of several exploration companies with focus on mineral project evaluation, M&A and business development strategies supporting corporate growth; Director of Great Bear Resources.

**Ruben Padilla**  
Non-Executive Director

+25 years of diverse mining and exploration experience focused on the Americas. He served as Exploration Country Manager in Peru and Colombia for AngloGold Ashanti and as Chief Geologist for the Americas exploration group; Currently Chief Geologist of Talisker Exploration Services Inc.

**Bruce Durham**  
Non-Executive Director

+40 years of experience in the mining and exploration industry and was a member/leader of various exploration teams credited with the discovery of several mines in the Hemlo and Timmins areas; President and CEO of Nevada Zinc Corporation.

**Chris Chadder**  
CFO

+20 years of financial management experience and has served in senior roles with various mining companies in all stages of the mining cycle including involvement in the development and commissioning of 3 mines in the last 10 years.

**Federico Alvarez**  
VP Project Development

+30 years experience within academia, government and the mining industry, primarily in Mexico. Past VP Operations for Argonaut Gold and Castle Gold and for 10 years was Director of Mining Affairs for the State of Guanajuato.

**Miguel Cardona**  
VP Exploration

+20 years experience as a geological engineer in mineral exploration and underground and open pit mining operations. Led the 3x increase of El Castillo's gold resource for Castle Gold from 400 Koz to 1.2 Moz.

**Carolina Salas**  
VP Technical Services

+15 years of experience in design/ construction, operation, metallurgy and maintenance at various projects sites throughout Mexico, 6 of which at Peñoles. Oversaw all gold processing and recovery facilities at Lluvia de Oro gold heap leach project in Sonora.

**Victoria Vargas**  
VP Investor Relations

+18 years of experience in the mining sector, she started her career at Kinross Gold Corporation and joined Alamos Gold Inc. in 2004 and led the effort to increase investor exposure and positively upgrade the company from the TSX Venture to the TSX.

# High Quality Assets

MINERA  ALAMOS

Santana – 100% owned

La Fortuna – 100% owned

TSX-V: MAI



# Mexican gold development project pipeline



## SANTANA (Permitted – Construction Commenced)

- Bulk test mining phase successfully completed
- Preliminary engineering and design work completed
- Approval of its MIA/ETJ environmental permits on August 8<sup>th</sup>, 2019
- Construction Funding Secured
- **Construction underway**

## LA FORTUNA (Permitting drawing to a close)

- Robust PEA released August 2018
- Low capex and <1 year payback
- Post-tax IRR of 93% - NPV (7.5%) US\$69.8M (starter pit)
- ~50,000 oz annual gold equivalent production
- **All-in sustaining costs of US\$440/oz**

# Near-term production opportunity

**Low CAPEX (~C\$10m) heap leach development project with bulk test mining completed and permits approved**

## Location/Infrastructure

- Sonora State, Mexico; 100% owned; 8,500 ha
- Accessible by paved highway
- 50 km SW of Alamos Gold's 3M oz Mulatos Gold Mine

## Mine Plan/Stage

- Near-term production opportunity (**6-8 month construction**) pre-commercial bulk mining and leaching completed
- ~50,000 t mined to date with excellent recoveries; MIA/ETJ permits received in July/August 2019
- **Construction of initial proposed 25-30,000 oz/y operation underway**

## Exploration Upside

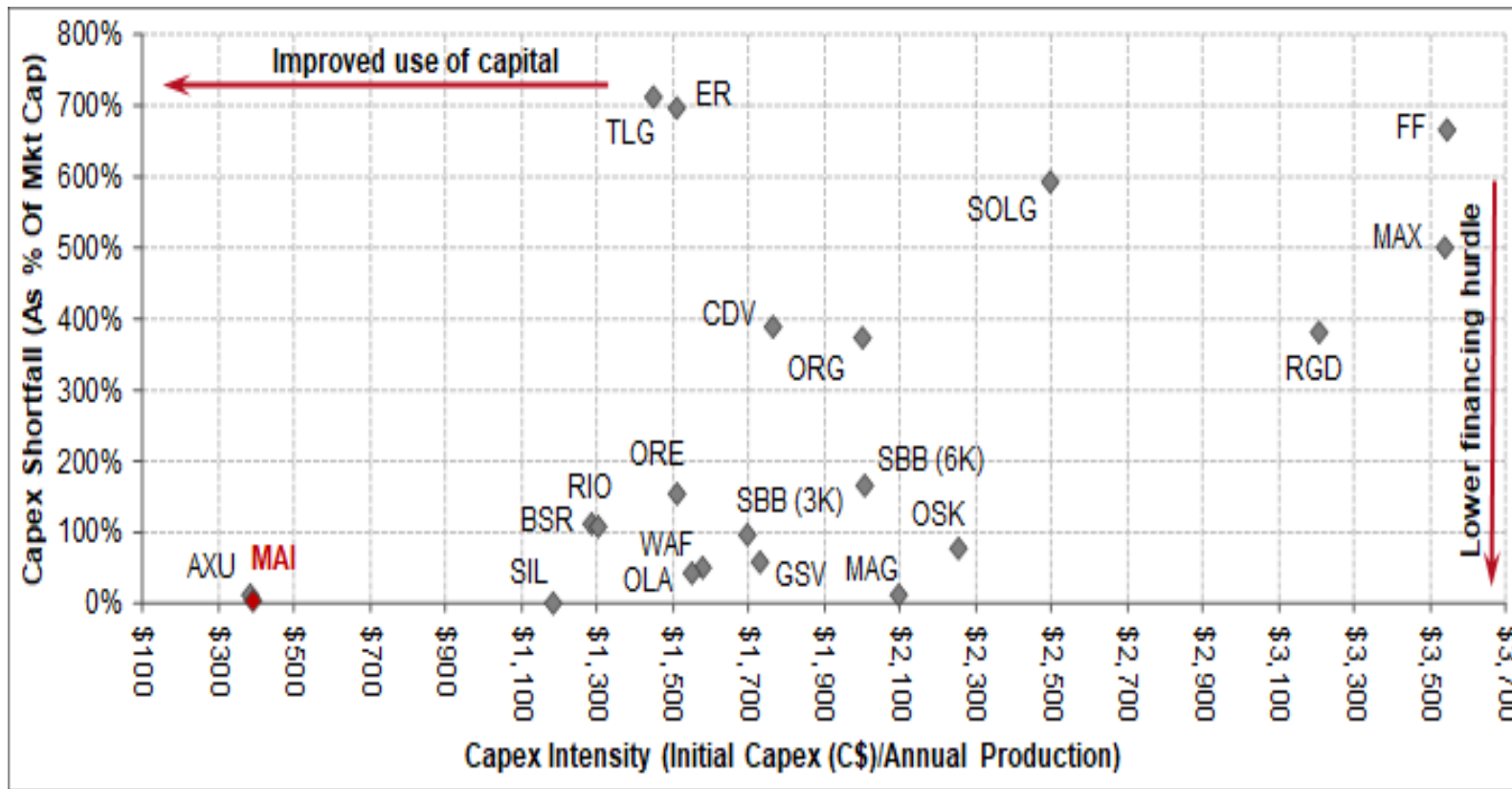
- +30,000 m of drilling to date; multiple high-priority exploration targets (additional pipes) identified across the property
- All zones are open along strike and at depth; Multiple new discoveries made during 2018 drill campaign; **Phase 2 Drilling Underway**



# Construction Funding Announced

## \$14 Million Royalty/Equity Construction Announced December 2019

- \$6 million equity financing with largest shareholder Osisko Gold Royalties increasing their stake in the Company from 12.5% to 18.7% **(Completed)**
- Third consecutive straight share (no warrant) financing
- \$5 million 3% life-of-mine NSR **(Completed)**
- \$3 million optional facility



Source: Cormark Securities

# Construction Highlights



## Test Mining Results

- ~50,000 t mined
- Recovered gold values +0.67 g/t
- Various crush sizes tested <math><1/2''\text{--}5/8''</math> up to 3'' resulting in consistent recoveries across test sizes
- Excellent percolation eliminating the need for agglomeration



## Mine Construction

- Construction underway since January 2020
- Estimated completion in 6-8 months
- Explosive storage & detonator bunkers completed
- With the help of the community in Q1 2020 the Company has begun preparing the areas designated for the leach pads and holding ponds, as well as initiate road construction within the planned mine area

# Construction Highlights



## Crushing, Screening & Agglomeration System Purchase

- Design capacity of approximately 300 tph (5,000-6,000 tpd) taking run-of-mine (“ROM”) heap leach material and crushing/screening (three stage crushing) to a fine size passing 3/8”
- The system will provide the opportunity to move crushing in-house as the Santana operation expands
- Acquired for a fraction of the replacement cost of the system (C\$1.2 million)

## Water Test Wells Completed

- 5 locations were identified for further evaluation via reverse circulation (RC) drilling following a hydrological survey in Q4 2019.
- 800m of exploratory drilling (all holes combined)
- Water was discovered in all the target areas
- Casing and full-scale pump test to be completed on one specific hole that has the greatest potential to provide water volumes to allow for future expansions of operations.



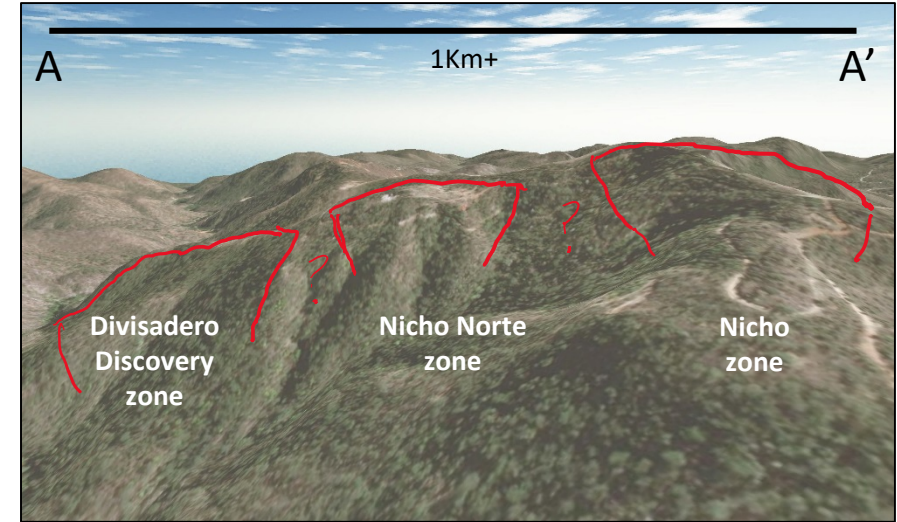
# Geological Model

## KILOMETRE SCALE SYSTEMS

- View looking east at the Nicho – Divisadero ridge line
- Breccia pipe zones form topographic highs that have a positive influence on external waste required in their development
- Drilling to be completed to determine whether the three distinct zones identified to date could form one larger development target

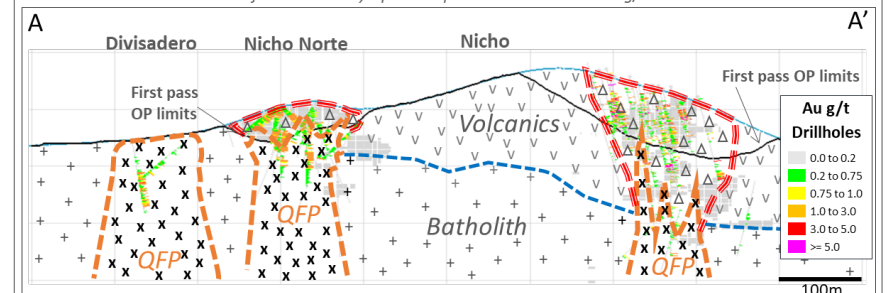
## GEOLOGICAL MODELING LEADING TO NEW DISCOVERIES

- Schematic section of jigsaw hydrothermal breccia related to the intrusion of late intermineral quartz feldspar porphyry dikes and stocks
- Erosion had exposed some of the mineralized breccias and QFPs. But there may be blind breccias within the the Santana property.
- Gold occurs mainly within the breccia and in the the intermineral QFP. Some mineralization could be found on the margins of the breccia in fault-veins, stockwork veinlets, and in the contact of different volcanic units.



NW – SE Section showing Divisadero – Nicho Norte – Nicho Mineral Zones

• Including gold in drill holes, limits of first pass pits, interpreted geology from surface and drill holes information. Grey squares represent blocks above 0.1 g/t Au.



- Notes:**
- Gold is mostly hosted by Breccias and QFPs.
  - Limits of Divisadero are unknown at this point
  - Divisadero and Nicho North could be connected
  - The main QFP stock below Nicho had not been defined yet. Only narrow dikes hve been found
  - Jigsaw intermineral hydrothermal breccias and stockwork
  - QFP: intermineral Quartz-Feldspar porphyry dike and stocks

# Exploration potential

Potential to define a significant gold mineral district (>1-2MMoz potential)

Multiple targets; New discoveries; Actively being drilled

Looking Northeast



## Divisadero Zone (2018 & 2019 Drilling Discovery)

- Gold-silver discovery ~200m N of Nicho Norte
  - 95.7 m @ 0.85 g/t Au, 9.8 g/t Ag
  - 96.4 m @ 0.42 g/t Au, 3.6 g/t Ag
  - 133.6 m @ 0.56 g/t Au, 6.5 g/t Ag

## Nicho Zone (Phase 2 Development)

- Mineralized from surface to depth of +150m
- 2018 drilling highlights include:
  - 127.0m @ 0.81 g/t Au
  - 80.4m @ 1.05 g/t Au

## Nicho Norte Zone (Bulk Test Mining Completed)

- Past drilling highlights include:
  - 93.0m @ 1.03 g/t Au
  - 74.7m @ 0.78 g/t Au

**Phase 2 drilling continues with the expectation of approximately 2,500m to 3,000m of drilling each quarter in 2020**

# PEA – High Grade Open Pit

**A high-grade, low-CAPEX open pit operation with significant resource expansion potential – Notice of Permit Approval received**

## Location

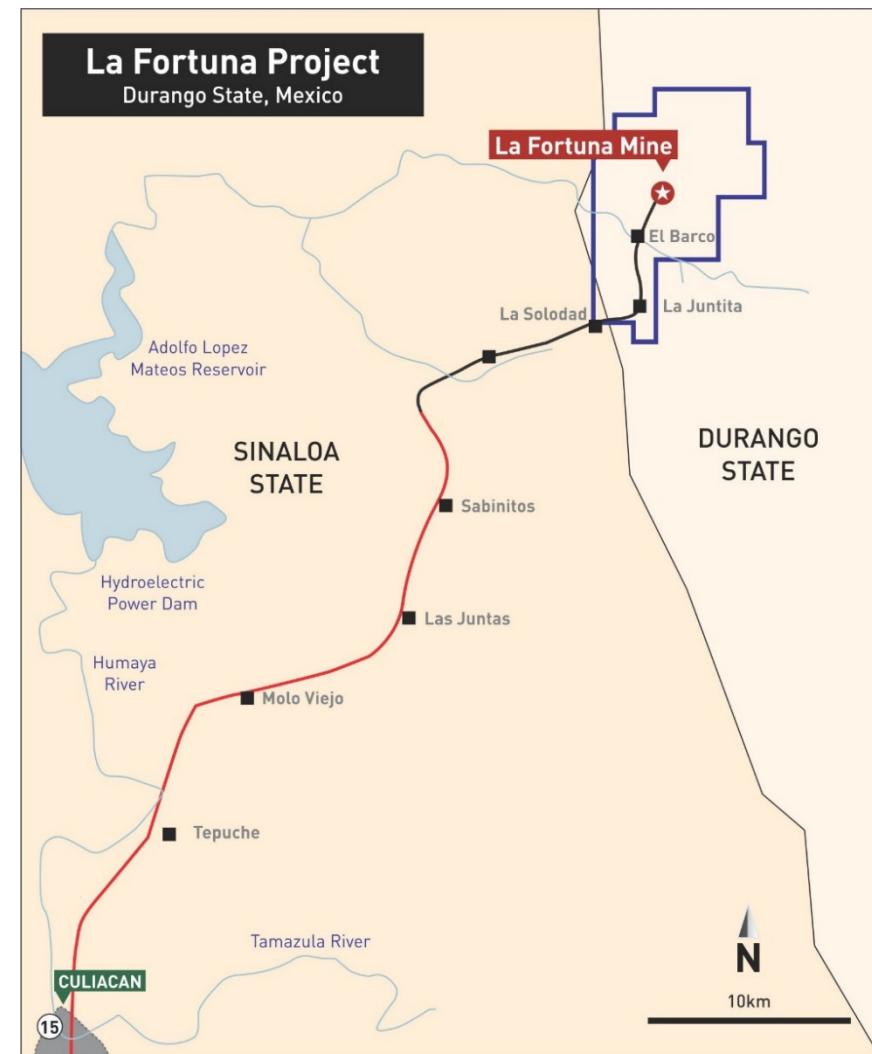
- Durango State, Mexico; 100% owned
- ~6,200 ha

## Infrastructure

- Easily accessible via a 100 km road from Culiacan, the Capital of Sinaloa State
- State authorities are extending a 2-lane upgraded paved highway to the project including grid power

## Mine Plan / Stage

- **PEA contemplates a simple open-pit mine with initial 40-50K oz Au annual production and a low CAPEX start-up**
- Major mill components procured and ready for shipping to site
- Final permitting drawing to a close – Debt package negotiations underway
- 12-month build – mine scheduling to follow successful construction of Santana





# Initial starter zone

## High-Grade High-Margin Starter Pit

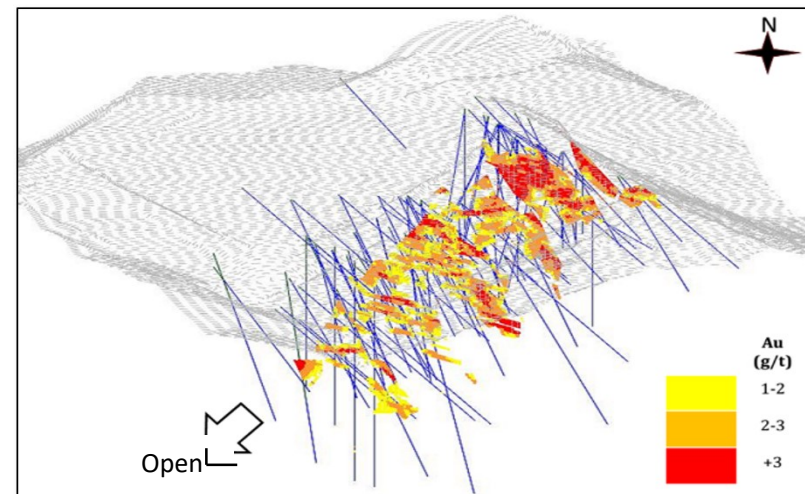
- +300k oz resources currently defined
- Majority of resource grades 3.5-4.0 g/t Au
- Wide zones of mineralized breccia
- Metallurgical testing demonstrated +90% Au recoveries

## Processing Capacity

- 2,000 tpd mill acquired
- 1,100 tpd starter operation contemplated and expandable to 2,000 tpd

## Resource Expansion Potential

- Other major gold-bearing structures have been identified (e.g. Ramada and PN Prospects) that exhibit a similar style of mineralization to La Fortuna
- Similar style mineralization to the main orebody also occurs ~500m to the south



Block Model & Starter Pit

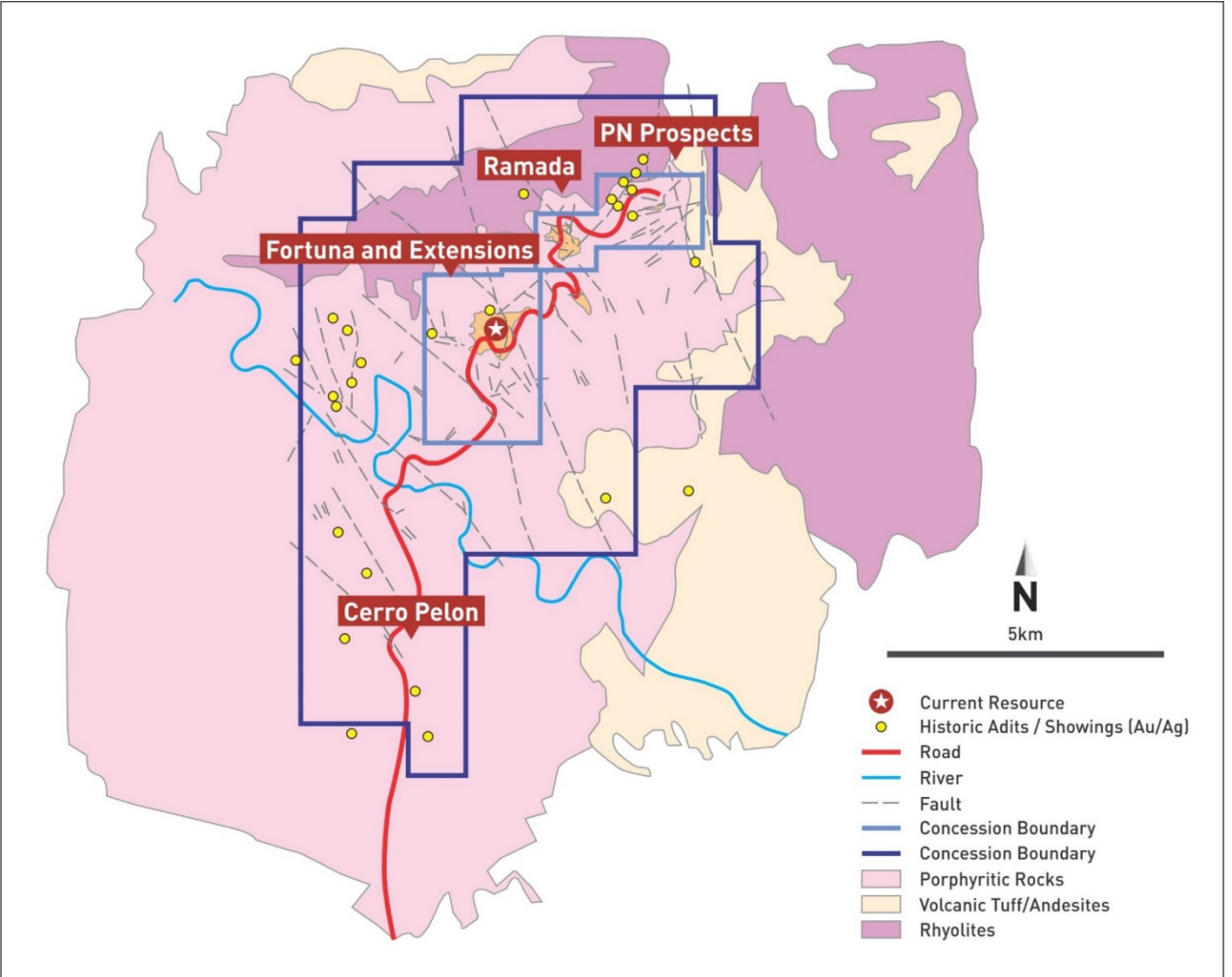


# Exploration potential



- Multiple zones of “La Fortuna-style” mineralization identified
- Some alteration zones (e.g. PN Prospects area) are significantly greater in scale than those present at La Fortuna
- No systematic exploration since 2008/9

Zone	Description
<b>Ramada</b>	<ul style="list-style-type: none"> <li>Parallel fault structure ~2 km northeast of La Fortuna</li> <li>Traced at surface over 600 m of strike</li> <li>Historical drilling intersected 5.49 g/t Au and 204.8 g/t Ag over 2.2 m and 2.35 g/t Au and 17.6 g/t Ag over 3.3 m</li> </ul>
<b>PN Zone</b>	<ul style="list-style-type: none"> <li>Traced on surface for ~1.5 km with numerous historic mine workings found along the structure</li> <li>Sampling grades of 1-10 g/t Au and 50-400 g/t Ag</li> </ul>
<b>Cerro Pelon</b>	<ul style="list-style-type: none"> <li>Historical sampling has traced gold mineralization over an area of ~1,500 m long, 200-500 m wide with assay values as high as 10 g/t Au</li> </ul>



# PEA – Economic summary

Pre-Tax NPV (7.5%)	US\$103.8M
Pre-Tax IRR	122%
<b>After-Tax NPV (7.5%)</b>	<b>US\$69.8M</b>
<b>After-Tax IRR</b>	<b>93%</b>
Pre-Tax Payback Period	9 months
<b>After-Tax Payback Period</b>	<b>11 months</b>
Ave. Annual Production	43k oz Au, 220K oz Ag 1,000 t Cu (50k oz AuEq)
Preproduction Capital	US\$26.9M
LOM Average AISC	US\$440/oz
Mine Life	5 years
Mill Throughput (avg. tpd)	1,100
Mill Grade & Recovery	3.68 g/t Au (90% recovery)
Gold Price	US\$1,250/oz
Silver Price	US\$16/oz
Copper Price	\$5,725/tonne
FX Rate (CDN\$/US\$)	0.77

**93%**

**STRONG** IRR After-Tax

**US\$1,250/oz**

**PRUDENT** Gold Price Assumption

**11 Months**

**EXCELLENT** After-Tax Payback Period

Notes:  
 1. AuEq – gold equivalent ounces.  
 2. “AISC per ounce” is a non-GAAP financial performance measure with no standardized definition under IFRS.  
 3. Base case prices for gold, silver and copper were assessed at values approximately 2%-7% below the 3 year trailing average prices for each of the metals and below the majority of the publicly available forward looking estimates available as of July 2018.  
 4. Further details are provided in the Company’s press release dated August 16, 2018.

# Value Proposition

  
MINERA **M** ALAMOS

TSX-V: MAI

# Path to a mid tier producer

Growth Profile over 3 years

## Santana

- Low Capex build supported by royalty
- Expand resource → 1Moz from operations
- Construction Q1 2020
- **Production Q3/Q4 2020**

## La Fortuna

- Low Capex Build supported by royalty and internal financial resources
- Expand resource from operations
- Construction YE 2020
- **Production YE 2021**

## Santana Expansion

- Exploration driven expansion derived from ongoing drilling activities
- Expand resource and potential production profile from internal financial resources
- **Expansion H2 2021 onwards**

## Acquire 3<sup>rd</sup> asset

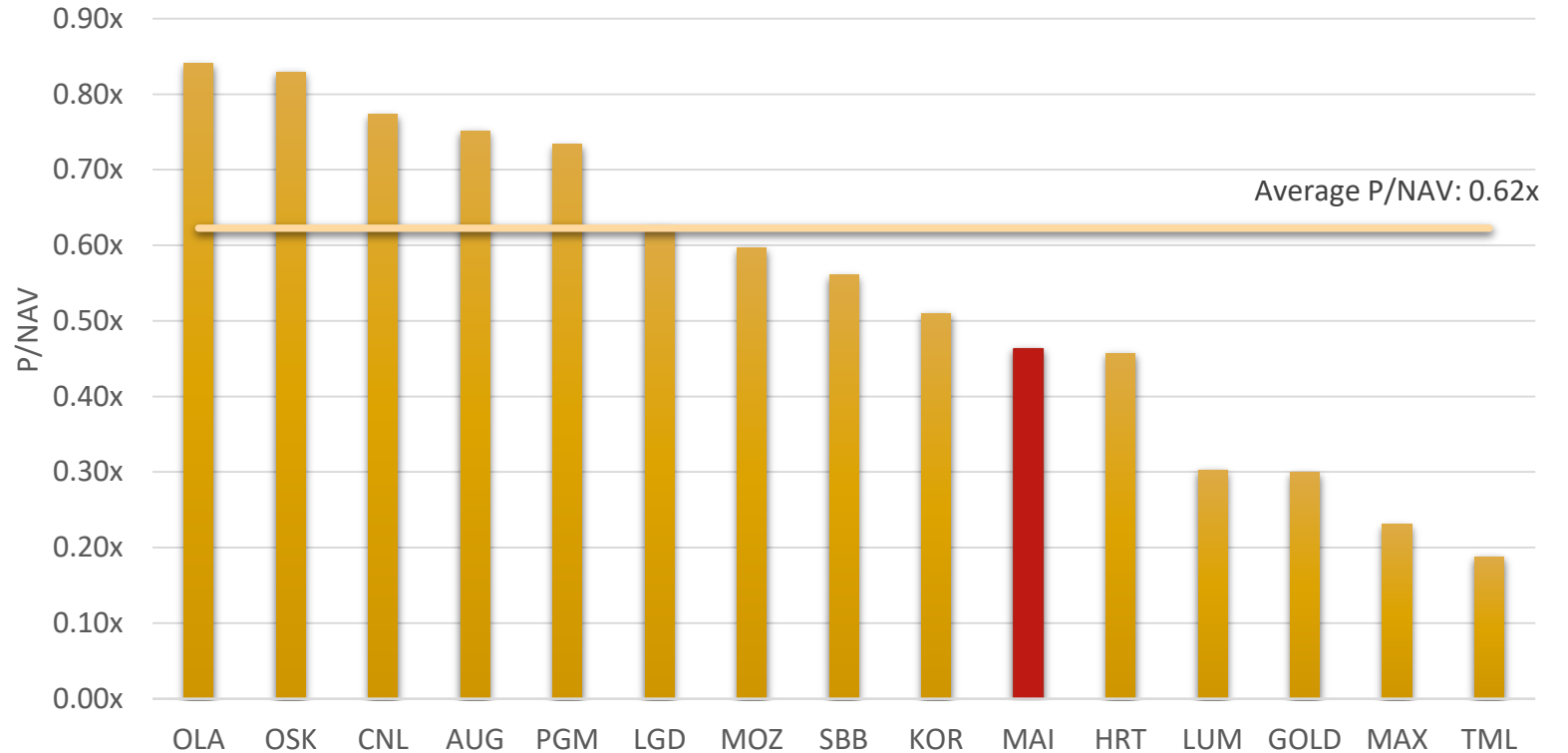
- Targeting +/- 700k quality ounces
- Low Capex
- Large land package
- Significant exploration upside

> 150,000K per annum

# Peer Gold Developer Comparables

- Minera Alamos currently trades at a discount to its peer group (0.46x to 0.62x), indicating the strong re-rating potential and continued positive share price momentum, as it transitions from construction and into production at Santana
- Minera Alamos is also one of the few within the developer peer group that will graduate to the ranks of gold producer this year.

## Minera Alamos Peer Gold Developer Comparables



Source: Haywood, Capital IQ

# Execution – a busy second half of 2019

Warrant Overhang (66M) Impacting Share Price Appreciation

63 Million Warrants Exercised or Expired

Santana Change of Land Use Application – End of June Guidance

On schedule completion June 27<sup>th</sup> 2019

Full Santana Permit Issuance – End of September Guidance

Beat guidance – permits received August 8<sup>th</sup> 2019

Drilling To Commence Following Permit Issuance

Announced August 15<sup>th</sup> 2019

Guadalupe Option Assignment with Prime Mining

Completed August 30<sup>th</sup> 2019

Santana Construction Financing Announced

Announced December 6<sup>th</sup> 2019

## The Result

**160%**  
Share Price  
Appreciation

Consistent  
**Improvement**  
In Average  
Trading Volume

**3**  
Analyst Upgrades

... and now ~ **8-9 months**  
From Planned Initial Gold  
Production

# Executing in 2020 – The Transition to Gold Producer

