

Proven Mine Development Team

Building The Next Mid-Tier Gold Mining Company


MINERA ALAMOS

Soar Financial E-Conference July 8th 2020

TSX-V: MAI / OTCQB: MAIFF

Forward Looking Statements

This presentation contains certain “forward-looking statements”. All statements, other than statements of historical fact, that address activities, events or developments that Minera Alamos believes, expects or anticipates will or may occur in the future are forward-looking statements.

Forward-looking statements are often, but not always, identified by the use of words such as “seek”, “anticipate”, “believe”, “plan”, “estimate”, “expect”, and “intend” and statements that an event or result “may”, “will”, “can”, “should”, “could”, or “might” occur or be achieved and other similar expressions.

These forward-looking statements reflect the current internal projections, expectations or beliefs of Minera Alamos based on information currently available to Minera Alamos. Forward-looking statements are subject to a number of risks and uncertainties, including those detailed from time to time in filings made by Minera Alamos with securities regulatory authorities, that may cause the actual results of Minera Alamos to differ materially from those discussed in the forward-looking statements, and even if such actual results are realized or substantially realized, there can be no assurance that they will have the expected consequences to, or effects on Minera Alamos.

Minera Alamos expressly disclaims any obligation to update or revise any such forward-looking statements. This presentation is not for distribution to United State newswire services and not for dissemination in the United States. The securities discussed herein have not been and will not be registered under the United States Securities Act of 1933 (the “US Securities Act”), as amended, or the securities laws of any state and may not be offered or sold in the United States or to US persons (as defined in Regulation S of the US Securities Act) unless an exemption from registration is available.

The Preliminary Economic Assessments (PEA) discussed in this presentation are preliminary in nature, includes inferred mineral resources that are considered too speculative geologically to have the economic considerations applied to them that would enable them to be categorized as mineral reserves, and there is no certainty that the preliminary economic assessment will be realized. Economic studies will need to be completed prior to accurate guidance and projections can be provided.

Darren Konigen, P. Eng., President of Minera Alamos is the Qualified Person (within the meaning of National Instrument 43-101) responsible for the information contained in this presentation. To the best of knowledge, information and belief of Minera Alamos, there is no new material scientific or technical information that would make the disclosure of the mineral resources set out in this presentation to be inaccurate or misleading.

For further information on the technical data provided in this presentation, including the key assumptions underlying the mineral resource herein, data verification, quality assurance program, quality control measures applied, risks and uncertainties please refer to the SEDAR filings of Minera Alamos as listed below:

- NI 43-101 Technical Report titled “Mineral Resource Update and Preliminary Economic Assessment of the La Fortuna Gold Project, Durango State, Mexico” by CSA Global, dated July 13, 2018

Please note that all financial figures are in Canadian dollars, unless otherwise stated.

Covid-19

Given the rapidly evolving nature of the Coronavirus (COVID-19) pandemic, Minera Alamos is actively monitoring the situation in order to continue to maintain as best as possible the activities while striving to protect the health of its personnel. Minera Alamos' activities will continue to align with the guidance provided by local, provincial and federal authorities in both Canada and Mexico.

The company has established measures to continue normal activities while protecting the health of its employees and stakeholders. Depending on the evolution of the virus, measures may affect the regular operations of Minera Alamos, the participation of staff members in IR events outside Canada, and in-person meetings of the BOD. For more information please refer to releases dated March 18th, 2020 and April 3rd, 2020.

Why invest in us? Multi-leveraged!

We are

PROVEN BUILDERS

- 3 successful mines put into production in last 12 years
- Strong operational expertise in heap leach mining
- Ability to expedite projects towards production and **minimize initial CAPEX requirements**

Our Execution Risks are

MINIMIZED

- Cornerstone financial & technical partner: Osisko Gold Royalties
- Pro-mining Mexico ranks among the most favoured mining and exploration jurisdictions globally
- Assets located in prolific mining districts
- **Fully funded to complete construction**

We are at

DEVELOPMENT STAGE

- 100 % Owned Assets
- 2 high-quality, open pit development-stage assets
- Near-term production – One permitted and **under construction**; Second nearing the end of the permitting process

We have

GROWTH POTENTIAL

- Santana - Resource Expansion & Follow up on new discoveries
- Significant exploration upside to grow resources and production profile
- **Organic Production Growth**
- Consolidation Plan – Targeting Complementary Advance Projects

Company snapshot

Capital Structure

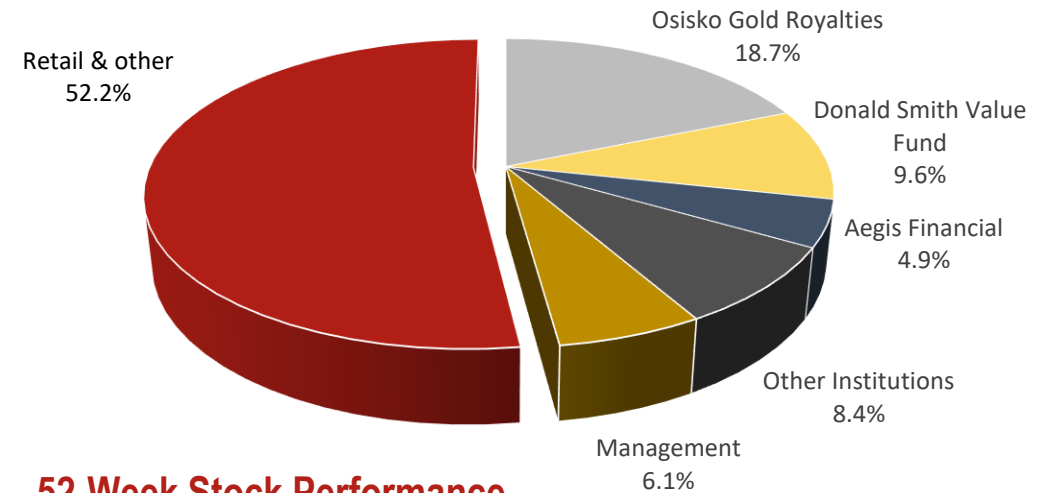
Ticker	TSXV:MAI / OTCQB:MAIFF
Share Price (as of July 7th, 2020)	C\$0.54
Basic Shares Outstanding	410.2M
Options	23.0M
Warrants	2.6M
Fully Diluted Shares Outstanding	435.8M
Market Capitalization (Basic)	C\$221.5M
Cash & Cash Equivalents	~C\$12.0M
Investment Holdings	~C\$3.8M
Debt ¹	C\$2.3M
Enterprise Value	C\$208.0M

Analyst Coverage

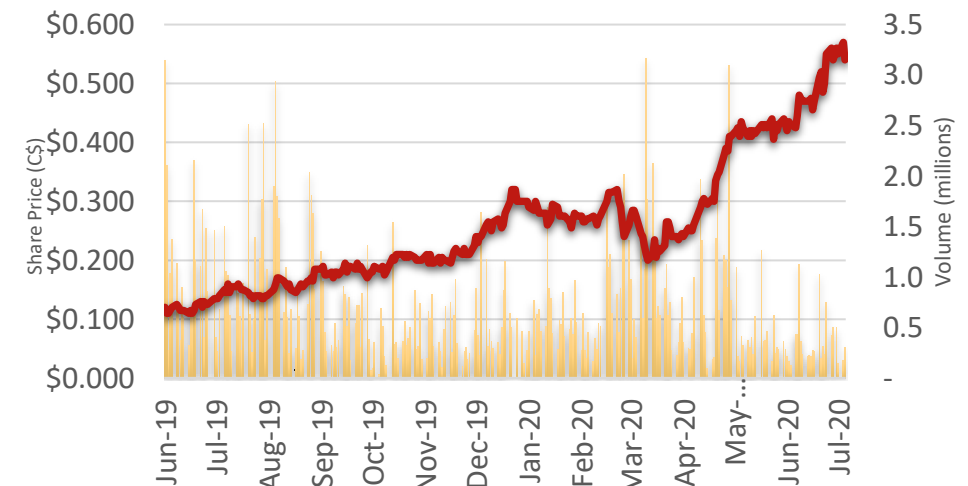
Haywood Capital Markets	Kerry Smith
Roth Capital	Joe Reagor
National Bank Financial	John Sclodnick
Red Cloud Klondike Strike	Derek Macpherson
Cormark Securities	Brock Colterjohn

¹ Comprised of C\$2.0 million senior secured convertible loan provided by Osisko Gold Royalties Ltd. The loan bears an interest rate equal to LIBOR + 7.5% with interest and principal payable upon maturity in December 2020. Osisko Gold Royalties Ltd. has the option to convert the loan into a 1.0% NSR royalty on the La Fortuna Gold Project

Shareholder Distribution



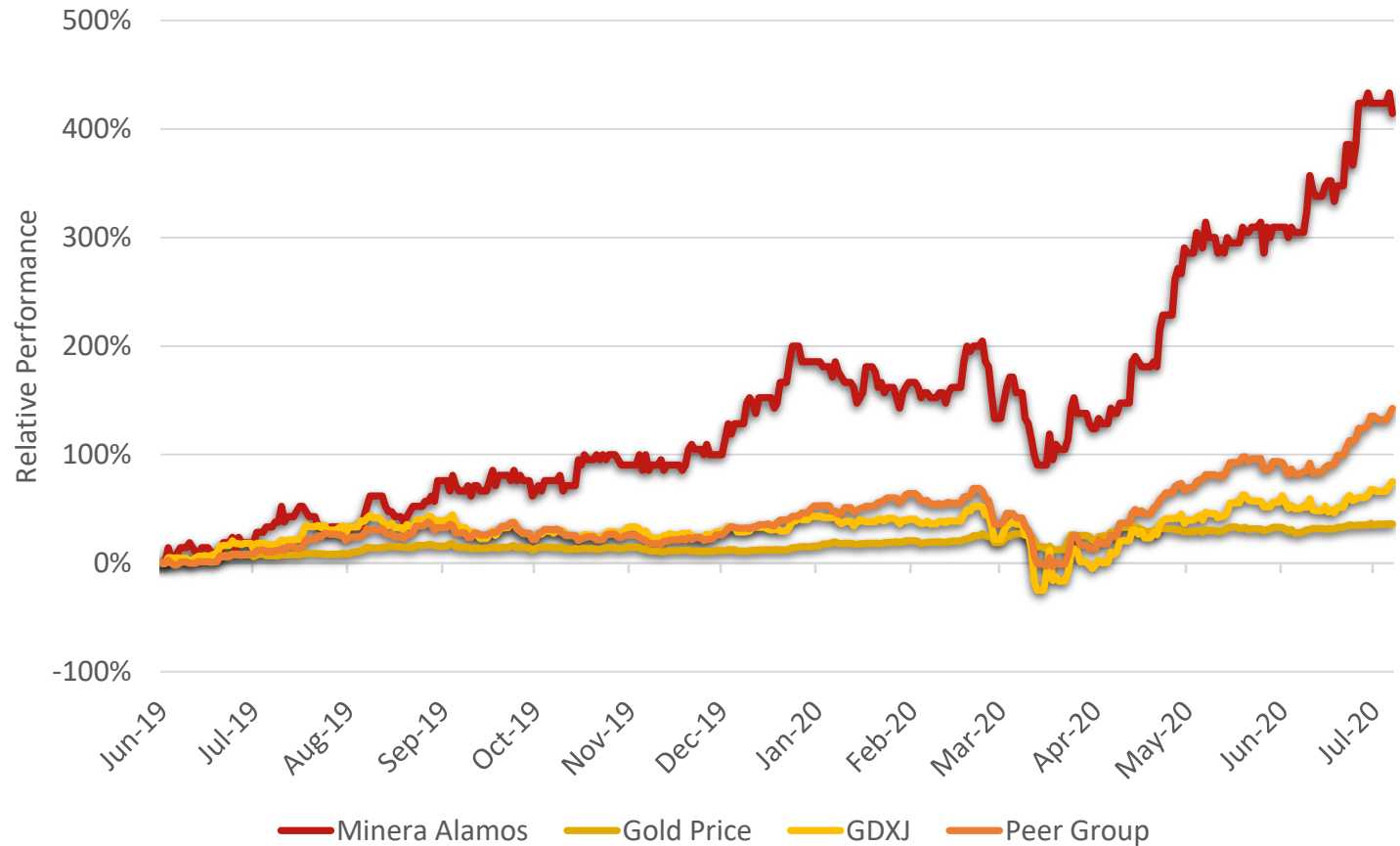
52-Week Stock Performance



Outperformance of Peer Group, Gold and GDXJ

- Minera Alamos has outperformed each of the GDXJ, gold price, and its peer group since June 1, 2019
- Minera Alamos saw ~81M warrants expire or be exercised from April-June 2019, followed by a further 2M warrants in July 2019, removing a large overhang on the share price
- Warrant overhangs should be a thing of the past as Minera Alamos has successfully completed 3 successive straight share financings
- Coupled with delivering on significant de-risking events such as the successful permitting/financing and initiation of construction at Santana, Minera Alamos has continued to create separation from its peers as it looks to leave the developer class behind as it enters 2021.

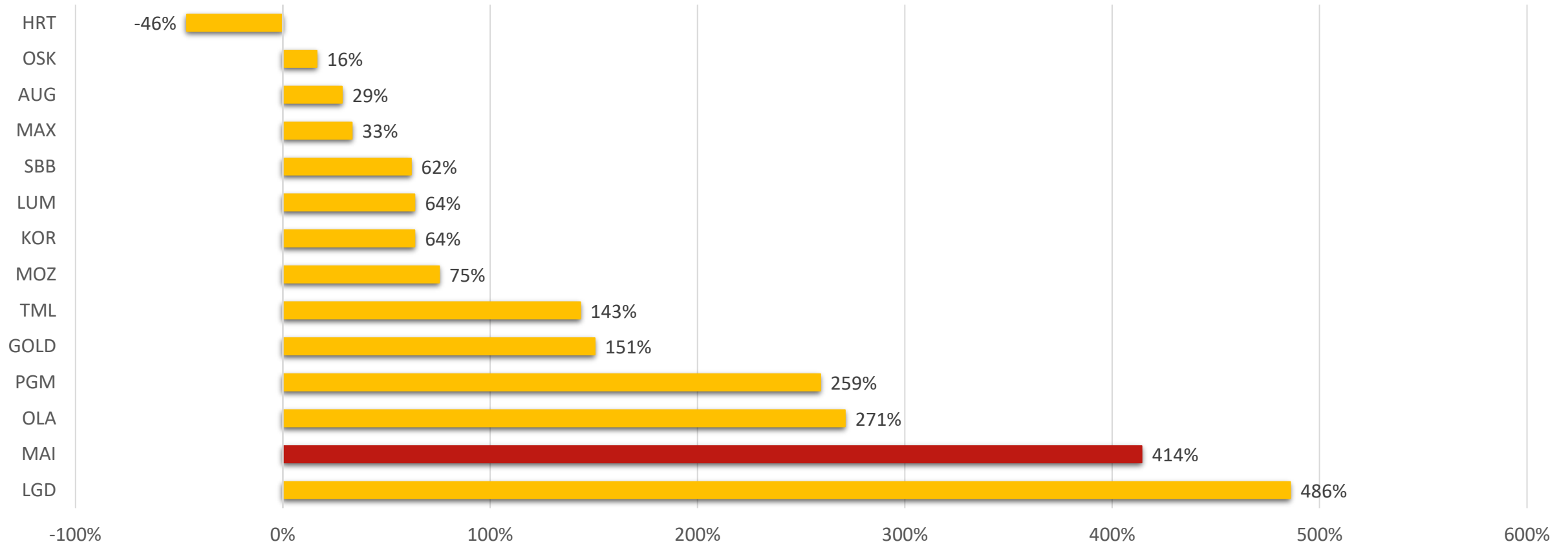
Minera Alamos Performance Versus Gold Price and Peers | Since June 1, 2019



Source: Company Filings, Capital IQ | Note: Peer Group displayed on subsequent slide

Outperformance of Peer Group, Gold and GDXJ

Minera Alamos Performance Versus Gold Price and Peers | Since June 1, 2019



Source: Company Filings, Capital IQ

Management & Board of Directors

Darren Koningen

CEO and Director

+20 years of engineering/metallurgical experience and led the development of Castle Gold's El Castillo project prior to its sale to Argonaut. Designed, constructed, commissioned and operated two gold heap leach operations in Mexico under budget and on time.

Doug Ramshaw

President, Director

+25 years of experience in the mineral resource sector as a former mining analyst and senior executive of several exploration companies with focus on mineral project evaluation, M&A and business development strategies supporting corporate growth; Director of Great Bear Resources.

Ruben Padilla

Non-Executive Director

+25 years of diverse mining and exploration experience focused on the Americas. He served as Exploration Country Manager in Peru and Colombia for AngloGold Ashanti and as Chief Geologist for the Americas exploration group; Currently Chief Geologist of Talisker Exploration Services Inc.

Bruce Durham

Non-Executive Director

+40 years of experience in the mining and exploration industry and was a member/leader of various exploration teams credited with the discovery of several mines in the Hemlo and Timmins areas; President and CEO of Nevada Zinc Corporation.

Chris Chadder

CFO

+20 years of financial management experience and has served in senior roles with various mining companies in all stages of the mining cycle including involvement in the development and commissioning of 3 mines in the last 10 years.

Federico Alvarez

VP Project Development

+30 years experience within academia, government and the mining industry, primarily in Mexico. Past VP Operations for Argonaut Gold and Castle Gold and for 10 years was Director of Mining Affairs for the State of Guanajuato.

Miguel Cardona

VP Exploration

+20 years experience as a geological engineer in mineral exploration and underground and open pit mining operations. Led the 3x increase of El Castillo's gold resource for Castle Gold from 400 Koz to 1.2 Moz.

Carolina Salas

VP Technical Services

+15 years of experience in design/ construction, operation, metallurgy and maintenance at various projects sites throughout Mexico, 6 of which at Peñoles. Oversaw all gold processing and recovery facilities at Lluvia de Oro gold heap leach project in Sonora.

Victoria Vargas

VP Investor Relations

+18 years of experience in the mining sector, she started her career at Kinross Gold Corporation and joined Alamos Gold Inc. in 2004 and led the effort to increase investor exposure and positively upgrade the company from the TSX Venture to the TSX.

High Quality Assets



MINERA  ALAMOS

Santana – 100% owned

La Fortuna – 100% owned

TSX-V: MAI

Near-term production opportunity

Low CAPEX (~C\$10m) heap leach development project with bulk test mining completed and permits approved

Location/Infrastructure

- Sonora State, Mexico; 100% owned; 8,500 ha
- Accessible by paved highway
- 50 km SW of Alamos Gold's 3M oz Mulatos Gold Mine

Mine Plan/Stage

- Near-term production opportunity; pre-commercial bulk mining and leaching completed; rapid low-cost construction
- ~50,000 t mined to date with excellent recoveries; MIA/ETJ permits received in July/August 2019; Funding secured Dec '19
- **Construction of initial proposed 25-30,000 oz/y operation underway (Mining to commence in Q4 2020 or early Q1 2021)**

Exploration Upside

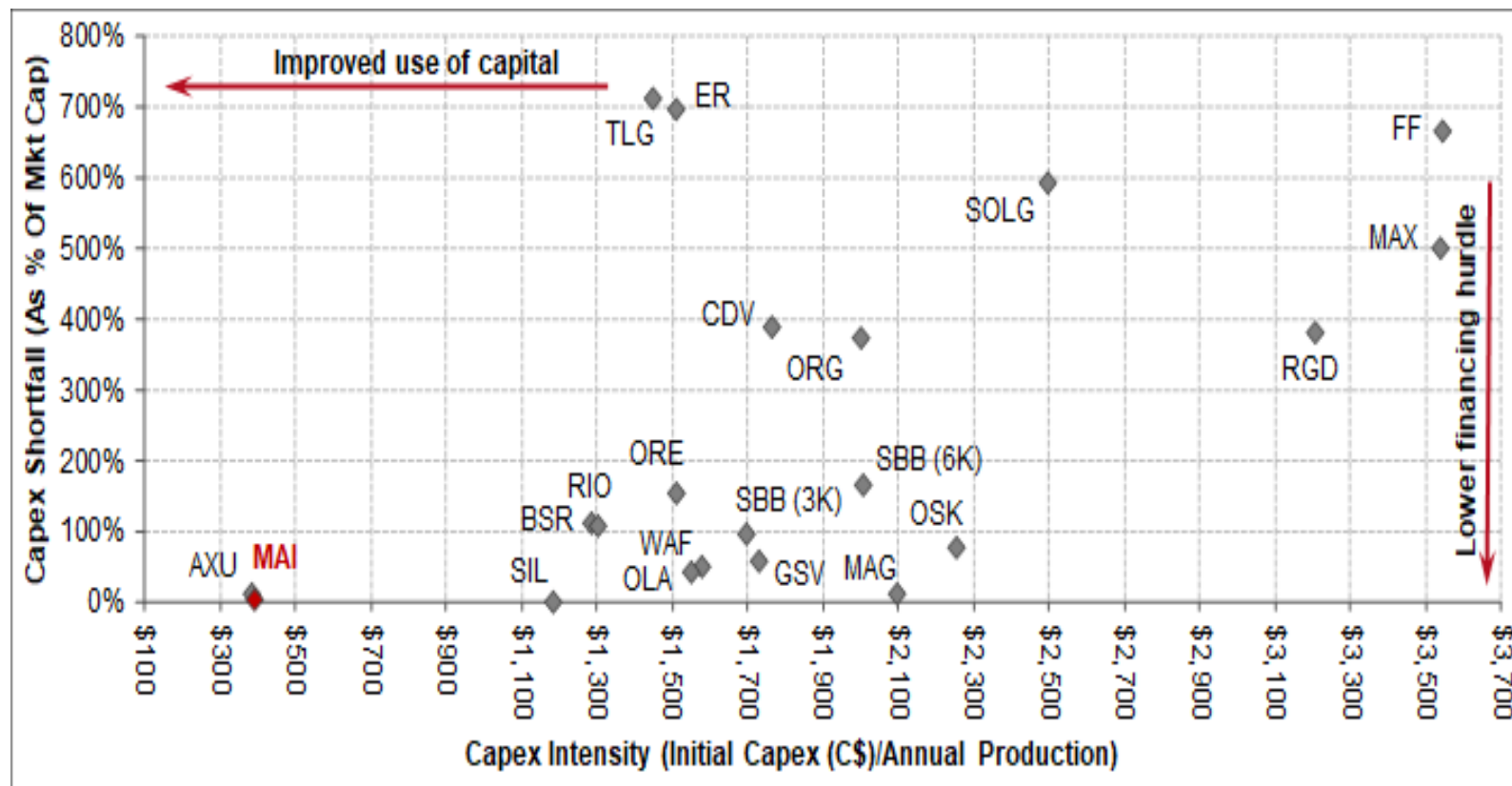
- +30,000 m of drilling to date; multiple high-priority exploration targets (additional pipes) identified across the property
- All zones are open along strike and at depth; Multiple new discoveries made during 2018 drill campaign; **Phase 3 drilling ongoing**



Construction Funding Announced

\$14 Million Royalty/Equity Construction Announced December 2019

- \$6 million equity financing with largest shareholder Osisko Gold Royalties increasing their stake in the Company from 12.5% to 18.7% **(Completed)**
- Third consecutive straight share (no warrant) financing
- \$5 million 3% life-of-mine NSR **(Completed)**
- \$3 million optional facility **(Available)**
- **Fully funded to complete construction of first mine**
- **Industry leading capital intensity**



Source: Cormark Securities

Construction Highlights



Test Mining Completed

- ~50,000 t mined
- Recovered gold grade +0.67 g/t (~1,100 oz recovered)
- Various crush sizes tested <math><1/2''\text{--}5/8''</math> up to 3'' resulting in consistent recoveries across test sizes
- Excellent percolation eliminating the need for agglomeration

Mine Construction

- Construction underway since January 2020
- Work ongoing after modest Covid related delays
- Explosive storage & detonator bunkers completed awaiting final inspection
- Heap leach pad area cleared of all vegetation and undergoing contouring ahead of clay screening and the pad liner installation
- Bypass road construction underway
- Plant columns fabricated; Contractor working on remaining steel structures for plant



Construction Highlights



Crushing, Screening & Agglomeration System Purchase

- Design capacity of approximately 300 tph (5,000-6,000 tpd) taking run-of-mine (“ROM”) heap leach material and crushing/screening (three stage crushing) to a fine size passing 3/8”
- The system will provide the opportunity to move crushing in-house as the Santana operation expands
- Acquired for a fraction of the replacement cost of the system (C\$1.2 million)



Water Test Wells Completed

- 5 locations were identified for further evaluation via reverse circulation (RC) drilling following a hydrological survey in Q4 2019.
- 800m of exploratory drilling (all holes combined)
- Water was discovered in all the target areas
- Casing and full-scale pump tests completed successfully; Necessary Conagua permits for two wells one for the operation and one for the local community currently being prepared for filing.

Exploration potential

Potential to define a significant gold mineral district (>1-2MMoz potential)

Multiple targets; New discoveries; Actively being drilled

Looking Northeast



Divisadero Zone (2018 & 2019 Drilling Discovery)

- Gold-silver discovery ~200m N of Nicho Norte
 - 95.7 m @ 0.85 g/t Au, 9.8 g/t Ag
 - 96.4 m @ 0.42 g/t Au, 3.6 g/t Ag
 - 133.6 m @ 0.56 g/t Au, 6.5 g/t Ag

Nicho Zone (Phase 2 Development)

- Mineralized from surface to depths of over 250m
- 2018 drilling highlights include:
 - 127.0m @ 0.81 g/t Au
 - 80.4m @ 1.05 g/t Au
 - 247.9m @ 0.60 g/t Au

Nicho Norte Zone (Bulk Test Mining Completed)

- Past drilling highlights include:
 - 93.0m @ 1.03 g/t Au
 - 74.7m @ 0.78 g/t Au

Phase 3 drilling underway with the expectation of approximately 6,000m to 7,500m over the remainder of 2020

PEA – High Grade Open Pit

A high-grade, low-CAPEX open pit operation with significant resource expansion potential – Notice of Permit Approval received

Location

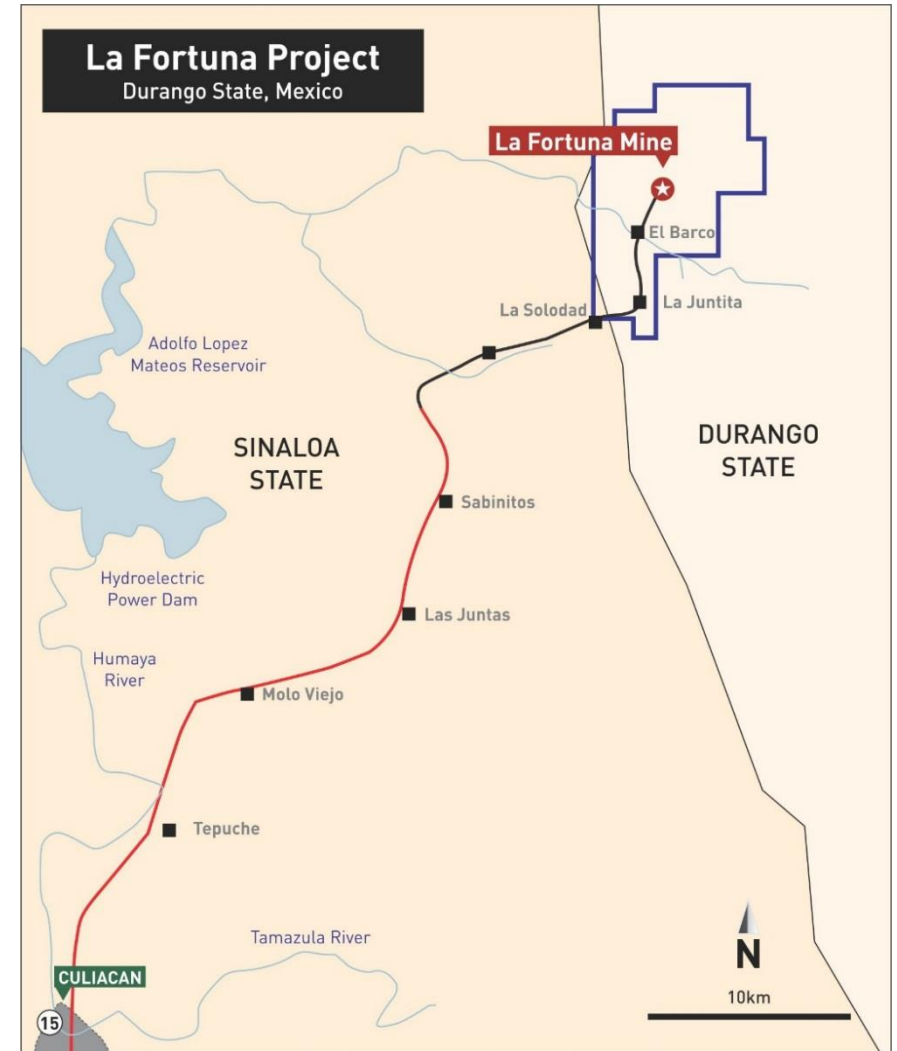
- Durango State, Mexico; 100% owned
- ~6,200 ha

Infrastructure

- Easily accessible via a 100 km road from Culiacan, the Capital of Sinaloa State
- State authorities are extending a 2-lane upgraded paved highway to the project including grid power

Mine Plan / Stage

- **PEA contemplates a simple open-pit mine with initial 40-50K oz Au annual production and a low CAPEX start-up**
- Major mill components procured and ready for shipping to site
- Final permitting drawing to a close – Debt package negotiations underway
- 12-month build – mine scheduling to follow successful construction of Santana



PEA – Economic summary

Pre-Tax NPV (7.5%)	US\$103.8M
Pre-Tax IRR	122%
After-Tax NPV (7.5%)	US\$69.8M
After-Tax IRR	93%
Pre-Tax Payback Period	9 months
After-Tax Payback Period	11 months
Ave. Annual Production	43k oz Au, 220K oz Ag 1,000 t Cu (50k oz AuEq)
Preproduction Capital	US\$26.9M
LOM Average AISC	US\$440/oz
Mine Life	5 years
Mill Throughput (avg. tpd)	1,100
Mill Grade & Recovery	3.68 g/t Au (90% recovery)
Gold Price	US\$1,250/oz
Silver Price	US\$16/oz
Copper Price	\$5,725/tonne
FX Rate (CDN\$/US\$)	0.77

93%

STRONG IRR After-Tax

US\$1,250/oz

PRUDENT Gold Price Assumption

11 Months

EXCELLENT After-Tax Payback Period

Notes:

1. AuEq – gold equivalent ounces.
2. “AISC per ounce” is a non-GAAP financial performance measure with no standardized definition under IFRS.
3. Base case prices for gold, silver and copper were assessed at values approximately 2%-7% below the 3 year trailing average prices for each of the metals and below the majority of the publicly available forward looking estimates available as of July 2018.
4. Further details are provided in the Company’s press release dated August 16, 2018.

Path to a mid tier producer – 1st steps

Growth Profile over 3 years

Santana

- Low Capex build supported by royalty
- Expand resource → 1Moz from operations
- Construction Underway
- **Mining Q4 '20/Q1 '21**

La Fortuna

- Low Capex Build supported by royalty and internal financial resources
- Expand resource from operations
- Construction YE 2020
- **Mining YE 2021**

Santana Expansion

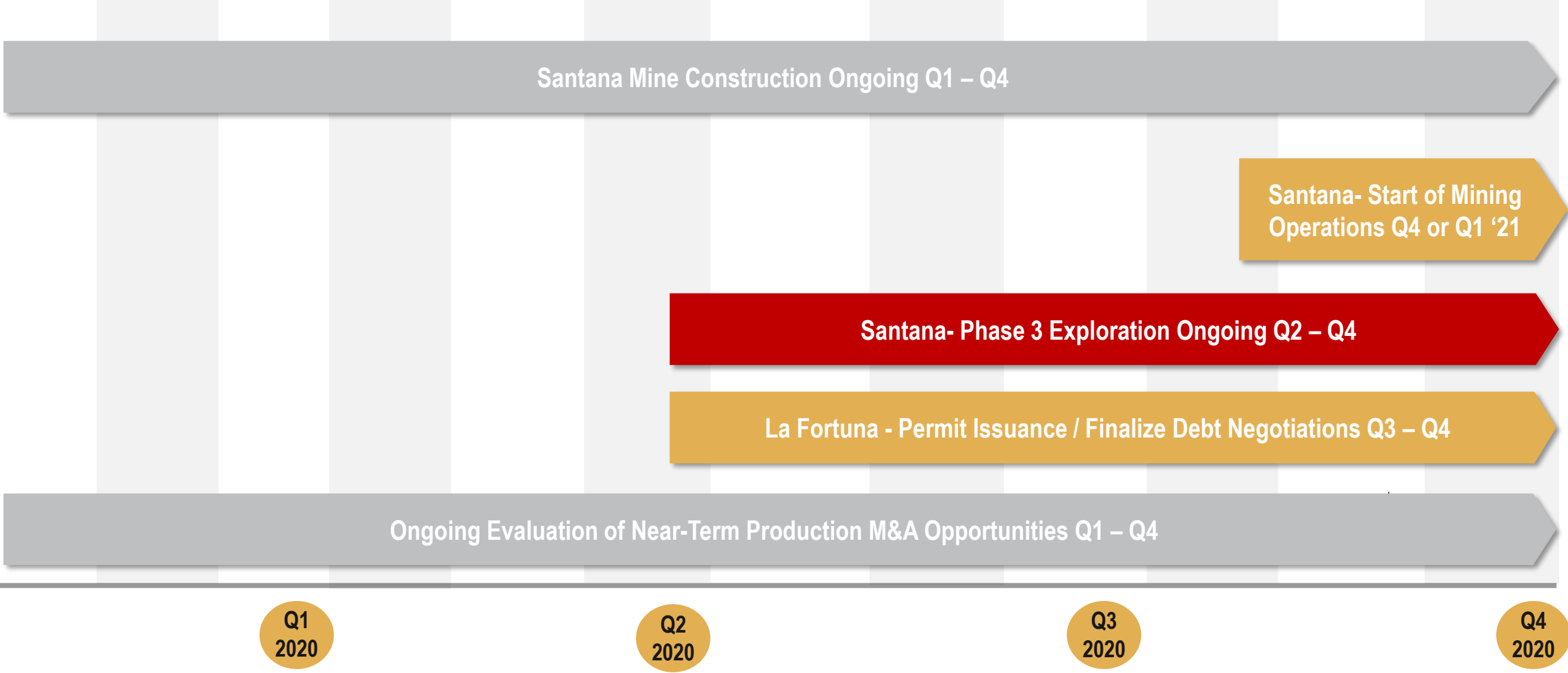
- Exploration driven expansion derived from ongoing drilling activities
- Expand resource and potential production profile from internal financial resources
- **Expansion H2 2021 onwards**

Acquire 3rd asset

- Targeting +/- 700k quality ounces
- Low Capex
- Large land package
- Significant exploration upside

> 150,000K per annum

Executing in 2020 – The Transition to Gold Producer





Thank You

MINERA  ALAMOS

TSX-V: MAI